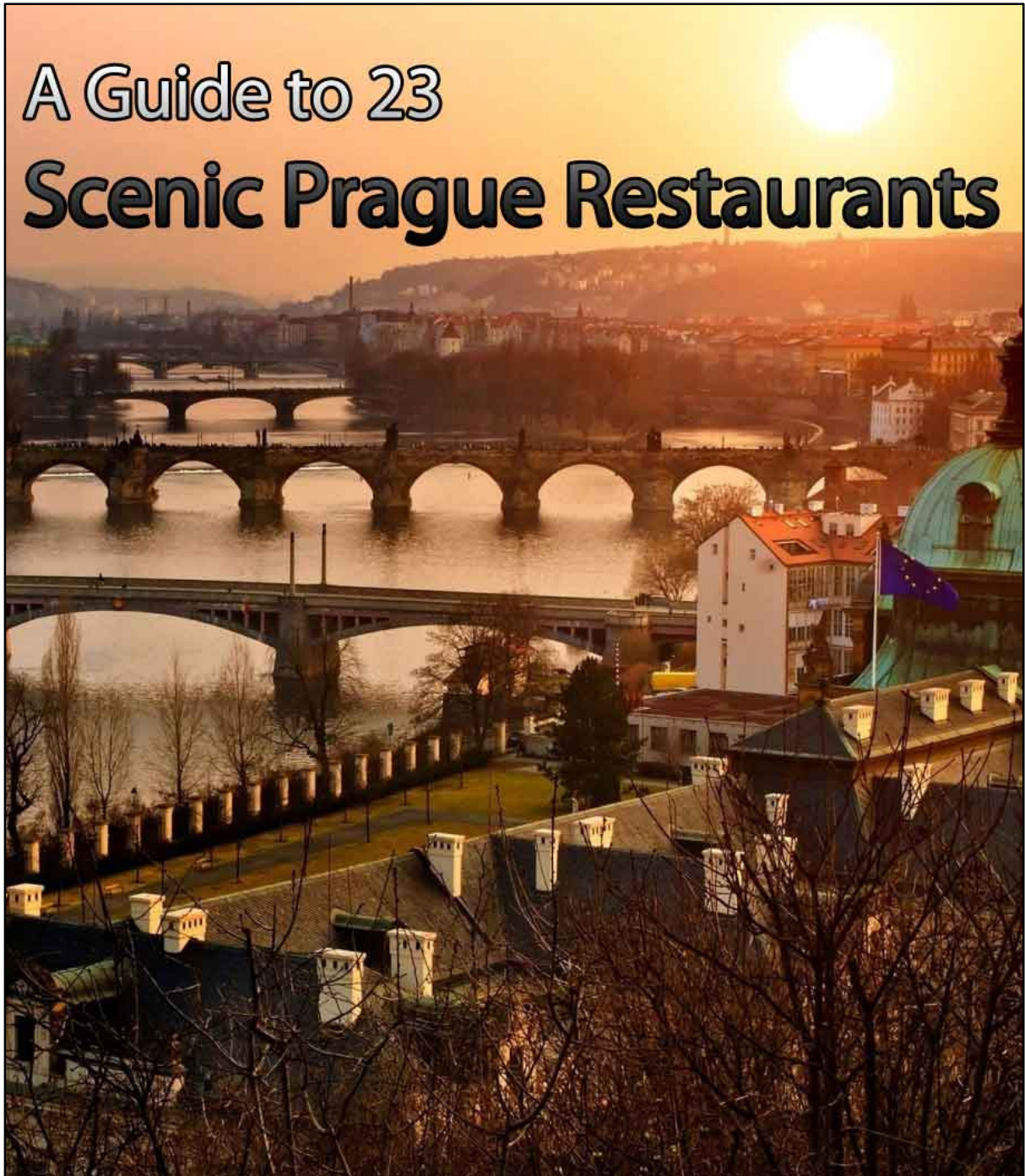


# A Guide to 23 Scenic Prague Restaurants



# Table of Contents

---

Page 3,	Introduction
Page 4,	Restaurant Kampa Park
Page 7,	Restaurant CottoCrudo
Page 10,	Restaurant Terasa U Zlate Studne
Page 12,	Restaurant Bellevue
Page 14,	Restaurant Hergetova Cihelna
Page 16,	Restaurant Mlynec
Page 18,	Restaurant Cowboys
Page 20,	Restaurant Coda
Page 22,	Restaurant Palfy Palace
Page 24,	Restaurant Letensky Zamecek
Page 26,	Restaurant Obcanska Plovarna
Page 28,	Restaurant Matylda
Page 30,	Restaurant Nebozizek
Page 32,	Restaurant Bella Vista
Page 34,	Restaurant U Prince
Page 36,	Restaurant Hanavsky Pavilion
Page 38,	Restaurant Grosseto Marina
Page 40,	Restaurant Zlata Praha
Page 42,	Restaurant T-Anker
Page 44,	Restaurant Lavka
Page 46,	Restaurant La Terrassa
Page 48,	Restaurant Oblaca
Page 50,	Restaurant Riegrovy Sady

# Introduction

---

Scenic: beautiful, breath-taking, grand, impressive, panoramic, picturesque, spectacular, striking

I thought I would look up the alternative options but it seems that 'scenic' captures them all. So it's my intention to guide you to as many impressive, picturesque and striking locations from which you can also eat and drink. I've put together a selection of 23 places where you can see something memorable. You get a different view of the city from a foot above the water to the highest point in Prague, from parks to places right in the centre of town, from 12th Century buildings to modern design. It's a good choice and the food ranges from top 5 star cuisine to what could be termed "regular" and a beer garden or two for you to kick back and enjoy. All examples come with pictures of the kind of scenery that you'll experience. Having put this together I couldn't help but notice that 'scenic' seems to be associated with increased prices etc so you must accept that you are paying for the view but, I've also tried to select places which offer good quality food as well.

I've not included any open-air options on the Old Town Square itself but you'll find many seating options at restaurants that border the square which have views of the Old Town Hall, Tyn Church, ST Nicholas Church and Jan Hus monument etc so you can take your pick.

You could take pot luck and just turn up to these restaurants but in general, to be certain of a good place please ask your hotel to make reservations etc. Several of these places (Nebozizek, Hanavsky Pavilion, Letensky Zamecek and Zlata Praha) are also popular wedding reception venues so you may find the choice of tables restricted on Saturdays. I describe what kind of food to expect from each location, its style and any specialities etc but, this guide is primarily for the scenic aspect so I don't go into the menu in great detail.

All of the places listed have full online menus in English for you to browse. I try and keep all menu descriptions up to date but if you do find an error please let me know.

In addition each restaurant has location/address details, map, scenic aspect, table tips and overall you'll find more than 50 scenic photos.

# Restaurant Kampa Park

---



Praha 1, Na Kampe 523/8b

[www.kampagroup.com](http://www.kampagroup.com)

Price Guide: \*\*\*\*\*

## Scenic Aspect:

A riverside view looking in the direction of the Old Town.

Extending river views in both directions and Charles Bridge is less than 20 metres away.

## Table locations:

Inside window tables get a partial view of the Charles Bridge. Outside are different areas. You want the "River Terrace". Watch out that they don't put you on the Venetian Balcony or the Hasek Terrace which are both towards the 'Certovka inlet' side i.e. the wrong side. On the River Terrace, the lower level seats are the most sought after. This level and the terrace above it have unrestricted views of the Charles Bridge located 20 metres away. If you can't get a seat in the river terrace then go for the winter garden instead.

## How to get there:

From the Charles Bridge face the direction of the Castle. On your left about three quarters of the way across the bridge is a large stone staircase overlooking a picturesque square (this is actually the location in Mission Impossible where the car gets blown up at the start). Go down the steps then turn right and walk back underneath the bridge. The entry to Kampa Park will be coming up on your right on the other side of the water (Certovka Inlet).

## **The Menu:**

Kampa Park qualifies as 'Fine Dining' and if there are any international celebrities in town you'll find them here.

The menu must be considered as 'International' and hosts a fairly good selection of seafood amongst the courses including crab, lobster, scallops, salmon, tuna, monkfish and halibut.

At the time of writing the meat course contained only beef (pepper) steak, chicken, lamb and venison but each of them are excellent in their own right. You don't need a big menu if everyone can find something that they like.

Kampa Park also offers two 'degustation' menus at 5 and 7 courses respectively. Expensive but if you are only here once, worth it.

## **The View:**

This is the upper "River terrace" with Charles Bridge in the foreground and the Old Town bridge tower in the background.



This is the inside scenic corner.

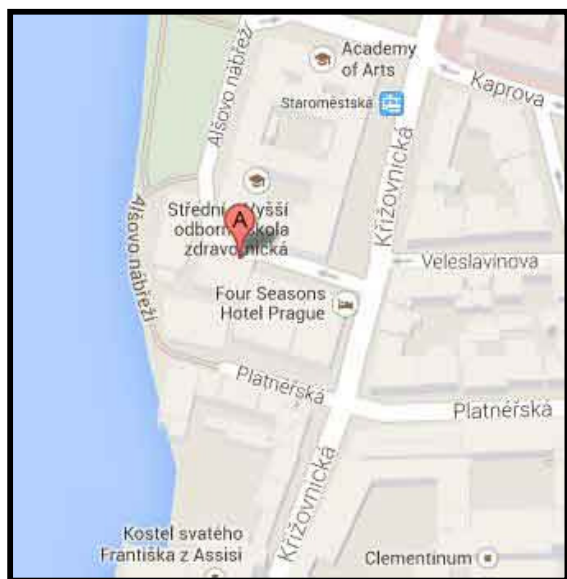


Below is a shot of the Lower Terrace. This view is going back towards the Grosseto Marina boat (and scenic restaurant described later) docked on the other side.



# Restaurant CottoCrudo

---



Praha 1, Veleslavínova 1098/2a

[www.cottocrudo.cz](http://www.cottocrudo.cz)

Price Guide: \*\*\*\*

## Scenic Aspect:

The river is 30 metres from you. The Lesser Town and Prague Castle are directly in front of you and the city hall is off to your right. On your left is Charles Bridge and the Petrin Park behind it extending along the river in the direction of Ujezd.

## Table locations:

There is a garden terrace open in the summer with views out over the river. Charles Bridge is to the left and the Lesser Town and Prague Castle are directly in front of you.

## How to get there:

From the Old Town Square, exit the square from the 'Hotel Lippert' corner next to St Nicholas Church. Cross into the road (Kaprova) and keep going straight on to the end of the road where it meets the tram line. Cross the main road using the crossing just on your left. Now turn left and take the next road on your right (Veleslavínova). Enter the Four Seasons and take the signs to the restaurant at the rear.

## The Menu:

CottoCrudo is most decidedly an Italian restaurant but you won't find pizza on this menu. A starter section littered with Prosciutto, salami, seafood and a large choice of cheese will be your introduction. You are expected to take your time. They have a special section for meals served with Black Truffles. The 'Antipasti' course is varied and offers a wide array including octopus, scallops, pigeon and beef ribs. The 'Primipiatti' course is where you'll find most of the pasta and risotto options accompanied by either meat or seafood. The 'Piattiforti' course is the grill section with pork chops, Angus beef steak and grilled fish. It's a pretty extensive menu.

## The View:

If you get a window seat then you'll have the view over the river towards the castle. My advice is to come here in fine weather and take advantage of the terrace. This will give you the better view of the river and castle and depending on where you sit you may also have a view of the city hall.

Sitting at the far end of the restaurant gives you the view of the river and Charles Bridge in the foreground, Prague castle in the distance and the Petrin Park on the left.



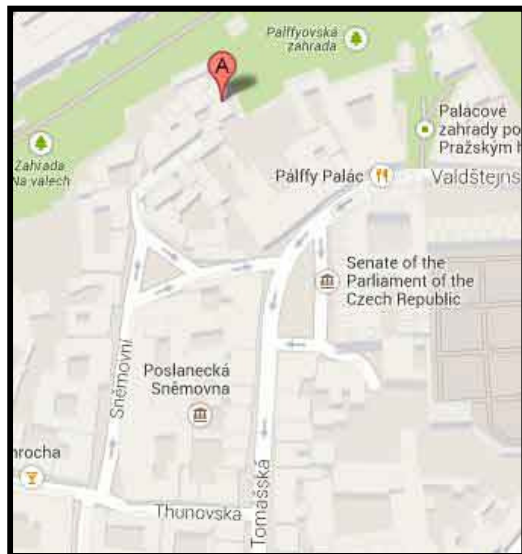


In this shot you can see the terrace off to the left which gives the better view of the castle and the Charles Bridge but make sure you sit fairly forward i.e. closer to the river because if you sit at the back the view of Charles Bridge is blocked by the building.



# Restaurant Terasa U Zlate Studne

---



Praha 1, U Zlaté studne 166/4

[www.terasauzlatestudne.cz](http://www.terasauzlatestudne.cz)

Price Guide: \*\*\*\*\*

## Scenic Aspect:

You look out over the rooftops of the Lesser town with ongoing views over the Old Town extending south along the river. It is possibly the best scenic view available for most people.

## Table locations:

All inside seating will have scenic city views via the large windows. The terrace opens during the summer and has space for an additional 70 people. The majority of it can be covered and does not restrict the city view.

## How to get there:

From Malostranske Namesti facing the church dome, turn to your right and walk to the end of this part of the road. Cross the road and continue into Tomasska i.e. into the arches. As you walk along this road you'll pass the road 'Thunovska' on your left. You'll then notice a small square opens up and the road will bear around to the right. Turn left here into 'Snemovni'. You'll see trees at the end of the road. Turn right before the trees and walk to the end of the passageway. Enter the U Zlate Studne Hotel and take the lift to the Terasa.

## The Menu:

Difficult to pin down a style but many of the dishes do have a French twist, even the Czech ones, so expect excellent preparation and presentation. For instance, in the starter section they have 'flame grilled scallops' served with Iberico Ham and Parmesan Romano cheese. It's like they've picked out the best of each country.

Add to that a Caviar starter, Veal Tartar, Lobster Tortellini, traditional Prague Ham and Beef Carpaccio for a wide ranging course.

The Main course is positively sparse compared to the starters but they offer one of the best fish choices in Prague, Veal 'sous vide', duck breast, pigeon and lamb chops plus the house speciality, Argentinian Angus steak.

Terasa U Zlate Studne does a 7 course degustation menu but if you take the wine with it you won't get any change from a hundred pounds per person.

### **The View:**

The large church dome on the right is ST Nicholas in Mala Strana (Lesser Town). The large spire middle-left is the Augustine. You can see all the way down the river valley past Vysehrad. The view extends around to the left.

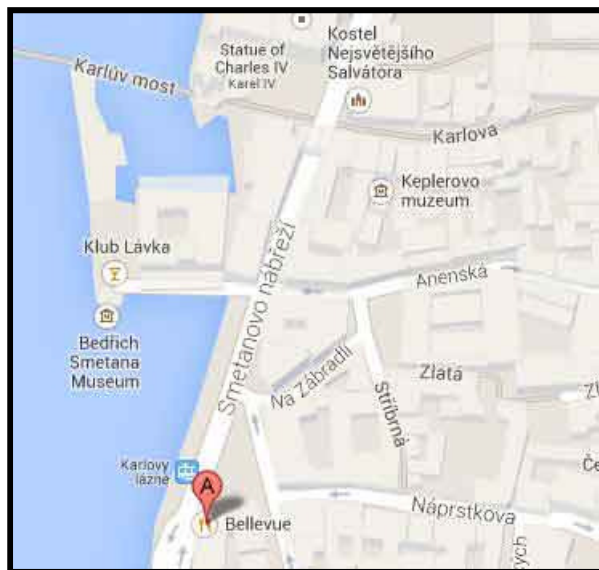


Below is the night view looking over the Old Town. The orange lights centre right indicate the river road on the other side of the Charles Bridge.



# Restaurant Bellevue

---



**Praha 1, Smetanovo nábřeží 329/18**

**[www.bellevuerestaurant.cz](http://www.bellevuerestaurant.cz)**

**Price Guide: \*\*\*\***

## **Scenic Aspect:**

A riverside view looking out in the direction of the Lesser Town and Kampa. This includes views of the Smetana Museum, over Charles Bridge and up to the Castle and Kampa Island to your left.

## **Table locations:**

Window seats on the “square” side will have a clear view of the Prague Castle. Window seats on the “river” side and seats further inside (depending on the position) will have a restricted view of the castle but will have the view over Kampa to the Petrin Park. Note there are trees on both sides of the restaurant and the riverside but in general you look between them. There is a side terrace.

## **How to get there:**

From the Old Town Square walk as if you were going to the Charles Bridge but when you get to the end of Karlova, do NOT cross the road. Instead turn left and pass under the archway. After 30 metres you'll cross two side roads but you will be staying on the main road (with the tram line). The next building on the left (on the other side of the trees) contains the Bellevue and you'll walk up some stairs to go into it.

## **The Menu:**

Bellevue is part of the Zatisi group of which Mlynec (described later) is also a group member and the menu is very similar as well with duck, veal and lamb chops prevalent on the menu. It does vary in that Bellevue is one of the few places that offers cod (wild as opposed to farmed) as a fish course.

It offers two different degustation menus. The first is the standard 4 or 5 course tasting menu of the general menu. The second is a unique vegetarian degustation menu where you can take between 2 and 5 courses.

**The View:**

The night view of the Prague Castle from the “square” side seating.

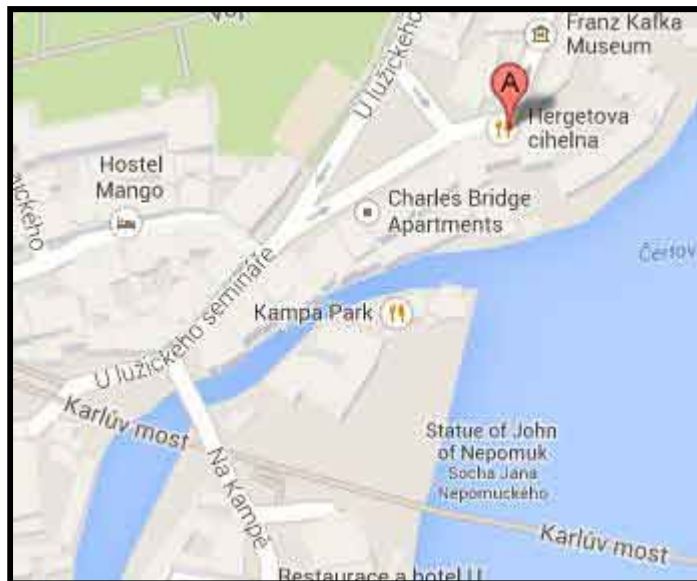


Below is almost the same view but this time it's during the day and this is a table on the terrace closest to the river. As you move back further on the terrace your view of the castle will decrease due to the trees.



# Restaurant Hergetova Cihelna

---



**Praha 1, Cihelná 102/2b**

**[www.kampagroup.com](http://www.kampagroup.com)**

**Price Guide: \*\*\*\***

## **Scenic Aspect:**

A riverside view looking across the river towards the Old Town extending up past the Rudolfinum and with a close-up view of Charles Bridge.

## **Table locations:**

Outside on the terrace you have unrestricted views over the river and Charles Bridge. Inside window seats have the view back to the Old Town and partial view of the bridge but no river view. Inside seating restricts the view to the Old Town on the other side of the river or partial bridge views depending on the table location.

## **How to get there:**

From the Charles Bridge walk over to the Lesser Town side turn right at the end. Head into the road called Misenska. At the end of this road turn left. A long square is now in front of you. Walk along the right side of this road. At the top the road goes to the right and if you look over to the right in the courtyard you'll see two green men. Walk into the courtyard and follow the signs for the main entry to the restaurant.

## **The Menu:**

Like its sister restaurant Kampa Park, Hergetova Cihelna keeps the same basic structure of an International selection of food with the lions share made up of chicken, beef, lamb and salmon. It adds an element of Asian-Fusion with several meals leaning towards Japanese/Thai style and the increased level of pizza/pasta is noticeable on the menu. Think of this as a largely Mediterranean menu with Asian elements and you won't be far off.

## The View:

This is the view from the terrace looking across to the Old Town with Charles Bridge on your right. On the other side on your far left the view extends towards the Rudolfinum and Letna Park Hill.



A shot from the “relaxing” area at the end of the terrace.



# Restaurant Mlyniec

---



**Praha 1, Novotného lávka 199/9**

**[www.mlyniec.cz](http://www.mlyniec.cz)**

**Price Guide: \*\*\*\***

## **Scenic Aspect:**

Front seating overlooks the catchment area where the birds will be sitting and has river views over to Kampa, Petrin Park Tower and the Prague Castle. Rear seating is 20 metres from the Charles Bridge with views of Kampa but only a partial view of Prague Castle.

## **Table locations:**

Mlyniec has a few tables at the front alongside the river but most people come inside. From the inside or rear facing outside tables you have an extremely close-up view of the Charles Bridge and Old Town gate tower. On the outside deck you have the advantage of a really close view of the gate tower and when the tide is running you'll feel the water passing under the deck. The disadvantage is that you are overlooked by everybody on the bridge so if you want the view but keep the privacy then go for an internal window seat. It's a popular place on hot days as the whole area is shaded by the buildings.

## **How to get there:**

Walk to the Charles Bridge Old Town side where it meets the road with the tram line. Face the bridge. Look to your side and there is a shopping passage. Walk through here and when you get to the end turn right. This is Novotného Lávka and Mlyniec is the second door on the right.

## **The Menu:**

Mlyniec offers a small but tasty menu. By tasty I mean a starter course with veal tartar, seared prawns and goats cheese followed by the main course designed around duck, lamb, steak, veal and fish. Not a big menu and I think the duck is way overpriced but, that's the offer. If you are a wine lover, Mlyniec makes its own recommendations for wine with each course.



Mlynec does however offer three great degustation menus of which I have to recommend the 'Czech Menu' which is four courses plus an 'amuse bouche' (Chef's little surprise) which is worth the money in an otherwise expensive menu.

At the weekend for lunch they do a kind of 'Churrascaria' whereby they'll be rotating through the tables with different selections of starters, main courses and desserts (details on the website - Saturday and Sunday Roast).

**The View:**

This is a view of the Charles Bridge from the rear deck. You'll be able to see the castle through the trees pictured left. The gate tower would be on your right.

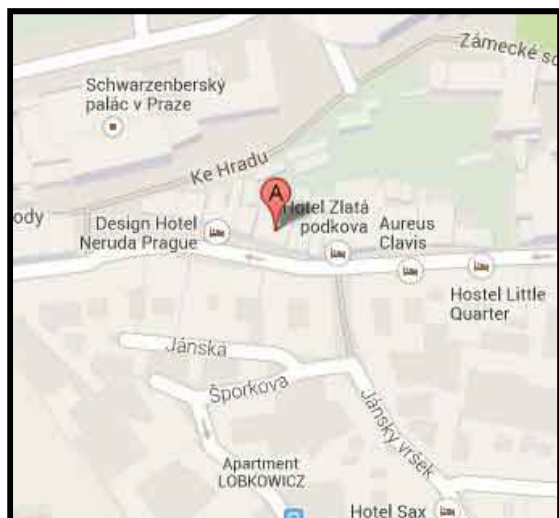


A view of the inside deck-facing windows. A view of the bridge and tower is assured but Prague Castle will be only just visible from some seats.



# Restaurant Cowboys

---



**Praha 1, Nerudova 223/40**

**[www.kampagroup.com](http://www.kampagroup.com)**

**Price Guide: \*\*\*\***

## **Scenic Aspect:**

You get a panoramic view over the rooftops of Lesser Town extending out over the Old Town and New Town to the south. I recommend it for a night visit to take advantage of the city lighting.

## **Table locations:**

There are no views from the inside of the restaurant. Outside is divided into three terrace areas. The first area (main terrace) is the outdoor open-plan with rooftop views on three sides and you want to ask for a seat "by the railings" for full city views. You look up to the Prague castle on the other side. The second area is on the same level as the open-plan area but covered and heated for all-weather use. This still has good views for those by the window but not so good if you are on the wall side. The third area is the raised terrace which sits above the lower covered area. The upper section is part covered for all-weather use with an open area covered by large umbrellas in the event of poor weather. On the uncovered upper part you have a better view than below plus a view up to the Theresian wing of Prague Castle. To one side you have the view towards Petrin Park.

## **How to get there:**

From Malostranske Namesti exit the square as if you were walking up to the Prague Castle. This road will be Nerudova. Cowboys Restaurant is at number 40. If you reach the junction where you turn right to walk up to the castle (Ke Hradu) then you've gone too far.

## **The Menu:**

Cowboys offers a fairly regular starter menu very similar to Hergetova Cihelna but without the pizza/pasta and adds a better salad selection. Then it launches into its specialities i.e. burgers, steaks, fajitas and ribs of which there are several choices and weights plus good suggestions in the 'Favourite Combinations' section.

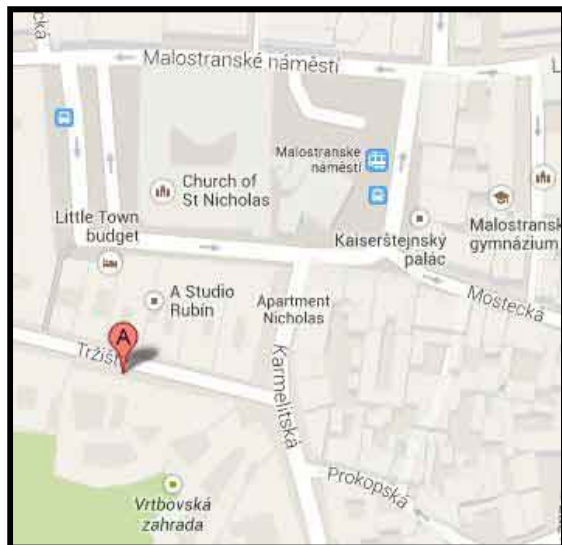
## The View:

Here's the view slightly elevated above where you would be sitting but it shows the general city view that you would get from the raised terrace. The main terrace would not be able to see the raised part of the Lesser Town unless you were seated close to the railings.



# Restaurant Coda

---



**Praha 1, Tržiště 368/9**

**[www.codarestaurant.cz](http://www.codarestaurant.cz)**

**Price Guide: \*\*\*\***

## **Scenic Aspect:**

Lesser Town and Old Town rooftops with views back towards the Old Town, excellent views of ST Nicholas Church dome and up to Prague Castle.

## **Table locations:**

Outside on the terrace you have unrestricted rooftop views and aspects from the Old Town, Lesser Town, Kampa, St Nicholas Church and Prague Castle. Inside you have restricted views of the rooftops.

## **How to get there:**

From Malostranske Namesti facing the church dome, exit the square to your left by following the tram line. After 80 metres there is a road on your right called Trziste. Walk into this road and the Hotel Aria is the fourth building on the left (after the Irish Embassy). Take the lift to the restaurant.

## **The Menu:**

It's a very good menu supported by a good selection of meat specialities and the whole menu has a definite French feel about it. Not just the duck foie gras or the 'sous vide' preparation of the pork etc, the presentation is artistic and elegant.

The starter menu includes a green leaf salad, scallops, yellow fin tuna and trout ravioli (you'll find the chef's use of filled ravioli pops up in various menus).

The main course has Venison, entrecote, pork tenderloin, chicken, yellow fin tuna and tiger prawns to name a few.

Coda has several menus, I've described the main a-la-carte menu above. They also have a delicious 6 course general degustation and a smaller three course speciality Czech degustation. But if you're not that hungry then just stop by for lunch which offers a choice of two or three courses plus coffee and a drink.

## The View:

The terrace extends the length of the roof and this view is from the closest table to the Old Town side. They usually have a group of four tables here.

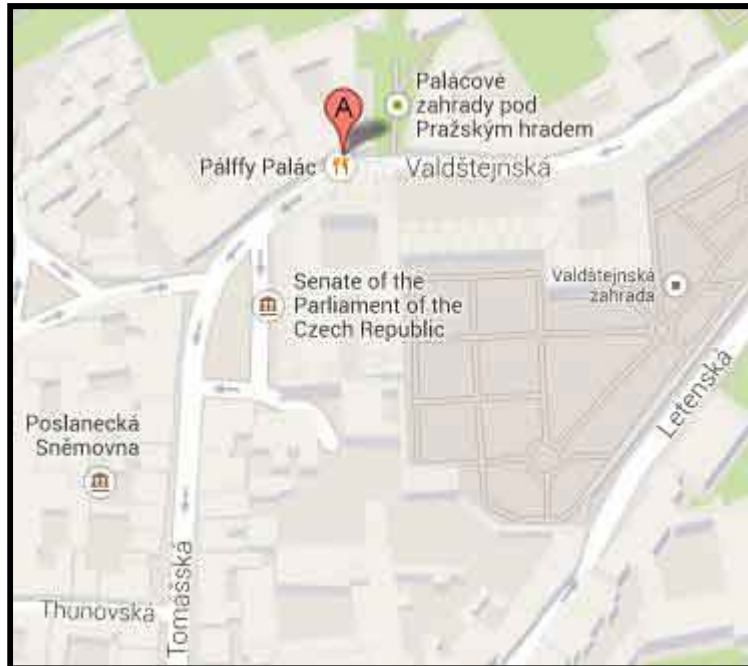


Pretty much the same view but from further back on the terrace. The table pictured above is at the front of the “umbrella” area as seen below. Behind the terrace is the roof of the hotel which blocks any view in that direction.



# Restaurant Pálffy Palac

---



Valdštejnská 158/14

[www.palffy.cz](http://www.palffy.cz)

Price Guide: \*\*\*\*

## Scenic Aspect:

You have a Castle view of the Lobkowitz Palace if seated on the far side of the terrace. The view to the side extends across the Castle landscaped gardens.

## Table locations:

The outside balcony terrace is set directly under the Prague Castle but the view is mostly over the landscaped gardens. You might appreciate this more as a daytime (lunch) stop as there are other places where the night scenery is more attractive. There are no scenic views from inside the restaurant other than the view over the terrace.

## How to get there:

From Malostranske Namesti facing the church dome, turn to your right and walk to the end of this part of the road. Cross the road and continue into Tomasska under the arches. As you walk along this road you'll pass a street called Thunovska and notice a small square opens up on the right (called Valdstejnska Namesti). As the main road bears around to the right, Pálffy Palac is then in the second building on the left (you'll see the menu stand outside and probably candles inside on the stairs).

## The Menu:

Pálffy Palac starts with a choice including tiger prawns, beef carpaccio, goat's cheese, duck foie gras and a seasonal soup. The main course is dominated by the big four of beef tenderloin, flank steak, lamb shoulder (slow cooked) and leg of duck. There's a small fish section where pike perch is the main offer and they serve a mushroom risotto as a vegetarian option.

## The View:



Here are two views that you can expect at Palfy Palac. The view pictured left is the aspect of the Prague Castle Landscaped Gardens looking over to the “Old Castle Steps” wall and vineyard in the far distance.

If you were to sit at a table close to the railings you would be able to see the castle palace Lobkowicz.

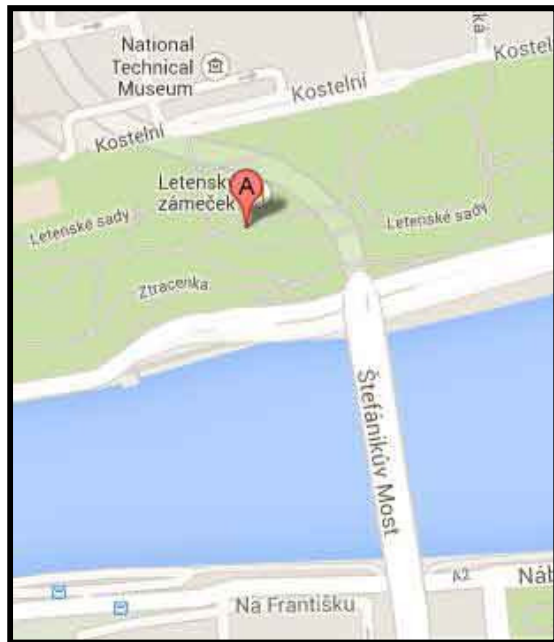
The second picture below shows the balcony aspect in relation to the neighbouring building. Picturesque in its own right but not the “city view” experience.

Palfy has a maximum twelve tables outside in good weather. They reduce it to ten when covered. This is a very pleasant destination for a lunch stop and to enjoy the gardens.



# Restaurant **Letensky Zamecek**

---



**Praha 7, Letenské sady 341**

**[www.letenskyzamecek.cz](http://www.letenskyzamecek.cz)**

**Price Guide: \*\*\*\***

## **Scenic Aspect:**

Letensky Zamecek literally means “the small castle in Letna”. In this case I recommend the beer garden area of the restaurant where you get unrestricted views at a high level over the Old Town, New Town, part of the Lesser Town and views of the river as far as the National Theatre.

## **Table locations:**

If you eat inside in the elegant Restaurant Belcredi then the views aren't so good. The best views are from the covered beer garden and even better from the common “benches” where you can also order food to eat.

## **How to get there:**

From the Old Town Square exit the square on Parizska (aim to walk down the left side of this road). Keep walking to the end and eventually cross over the bridge (Cechuv Most). Go up the steps and take the path on the right which leads you into Letensky Sady (the park). Keep going up until you reach the top. Turn right and walk along the path and you'll see the Letensky Zamecek is the first building on the left.

## **The Menu:**

This is a popular wedding reception venue so they are used to turning out quantities of high quality international style food including beef carpaccio, salmon tartar, pork filet mignon, schnitzels and rabbit etc. In fact there is only one recognisable Czech dish on the menu. It has a nice 'pasta and risotto' section with a 'truffle lasagne', ricotta and spinach stuffed ravioli and an asparagus risotto (with chilli prawns).



## The View:

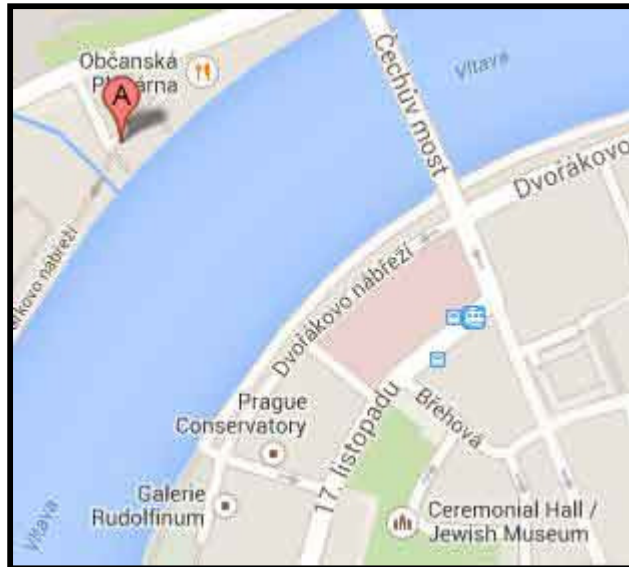
From this angle you are right at the edge of the hill and the scenic city view is behind the camera. In the background is the Letensky Zamecek building. Belcredi is on the first floor but even with its large windows you'll find the view is heavily obstructed by the trees. In front of the building is the covered open area. On this side of the path are the open benches i.e. you sit where you can. This is a popular place for a beer on a summer evening.



The railings on the left run the length of the restaurant garden and you can see through them from many points. If you look down to the right you'll see the river going towards three bridges. The third one is Charles Bridge. Down below you is the quay for the scenic cruise boats and in front of you is the view over the New Town.

# Restaurant **Obcanska Plovarna**

---



**Praha 1, U Plovárny 8**

**[www.obcanskaplovarna.cz](http://www.obcanskaplovarna.cz)**

**Price Guide: \*\*\***

## **Scenic Aspect:**

A riverside view looking towards Josefov and the Old Town. You have the City Hall adjacent to your right and the Rudolfinum across the river on the right. Looking down the river you'll see the second bridge is Charles Bridge.

## **Table locations:**

All tables face the Old Town side of the river. You'll have unrestricted views of the river traffic and two of the bridges. There is a partial view of the Charles Bridge with Petřín Park in the background and you'll see the Lesser Town as it heads towards Újezd.

## **How to get there:**

From the Old Town Square exit the square on Parizská (aim to walk down the left side of this road). Keep walking to the end and eventually cross over the bridge (Cechuv Most). Turn left and walk down the road until you see the entry which will be on your left.


## **The Menu:**

Obcanska Plovarna is a Thai restaurant with a wide selection of chicken, beef, pork and prawn specialities prepared in a variety of different ways. As usual with a Thai restaurant you'll have a big selection of noodle-based meals and curries.

## The View:



The view of the restaurant at night from Cechuv Most (the bridge).



The view from the restaurant looking in the direction of Cechuv Most. On the left is Letna Park. On the right are the boat quays.

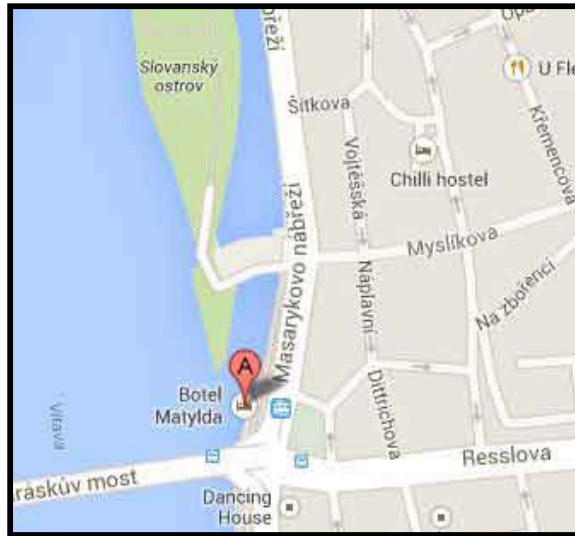


The view from the terrace looking in the direction of the Charles Bridge (second bridge in this view).

The Rudolfinum would be over on the left before the first bridge. It looks great at night emerging from the trees on the riverside.

# Restaurant **Botel Matylda**

---



**Praha 1, Masarykovo nábřeží**

**[www.botelmatylda.cz](http://www.botelmatylda.cz)**

**Price Guide: \*\*\***

## **Scenic Aspect:**

A riverside view looking across to the Lesser Town including Kampa Island and the Prague Castle. Very close view of the Dancing House (Fred and Ginger building).

## **Table locations:**

This is a fixed location boat. Most of the tables are inside and you are one floor above river level. On your left is the Jiraskuv Bridge. In front and to the right are Kampa Island and the Prague Castle. If sitting in the seats most rearward in the restaurant or outside on the rear deck you also have a view of the Dancing House (Fred and Ginger building).

## **How to get there:**

Make your starting point anywhere on the river road between the Charles Bridge and the National Theatre. Walk in the direction away from the castle and aim to walk on the 'river' side of the road. You'll pass the National Theatre on your left, Palac Zofin (Sophies Palace - Yellow building) on your right. The next buildings on the right are the old Manes gallery and water tower. Just on the other side of this building is a pathway down to the riverside. Matylda is moored here.

## **The Menu:**

Matylda started life a 'botel' and added the restaurant part later. They make a very good Italian menu (without pizza). The starter selection is a mix of bruschetta and various carpaccio leading into five different salads but, for the pasta course they restrict themselves to either spaghetti or tagliatelle. The meat course is mostly pork and beef tenderloin with additional dishes like duck and lamb shank. They have six different types of fish on the menu and a very good value 'mussels in white wine' option.

## The View:

First the view looking across the river. As you can see you'll want to be sitting between the middle and stern of the boat or the small outside tables. Your main view will be over to Kampa Island and Petrin Park behind it. You'll see the Prague Castle in the far distance but not much of Charles Bridge.

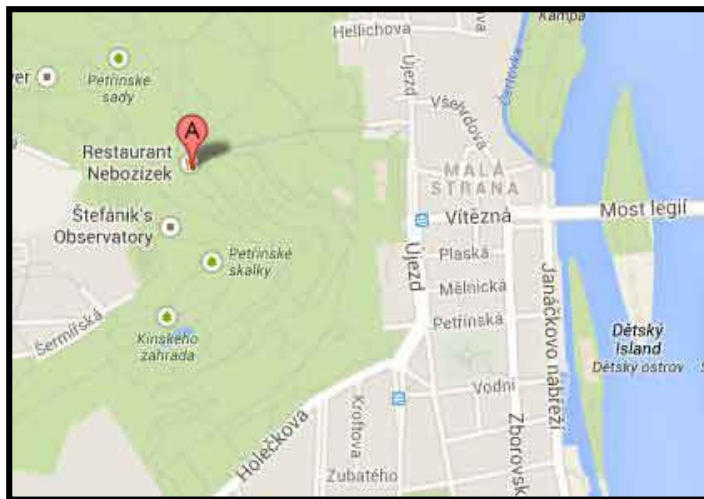


Now the reverse view which you would again see from the stern of the boat or if you are inside the boat seated on the quay side. Certainly this is much better as a night stop to better appreciate the Dancing House.



# Restaurant Nebozizek

---



**Praha 1, Petrínské sady 411/14**

**[www.nebozizek.cz](http://www.nebozizek.cz)**

**Price Guide: \*\*\*\***

## **Scenic Aspect:**

Nebozizek is set in a park with views back over the Lesser Town, Kampa and across to the Old and New Towns. You have an unrestricted view of Prague castle depending on the seating

location but most will just appreciate the beautiful night-time view of the National Theatre with the New Town to the right of it and the Old Town to the left in the distance.

## **Table locations:**

Most internal tables have the view back over the city (better at night) and you are surrounded by park land. There is NO view of the castle from the inside the main building. All-year seating is located in the covered terrace and additional summer seating is at the front of the restaurant.

## **How to get there:**

From Malostranske Namesti take the 12 or 22 tram two stops and get off at Ujezd (or it is a 10 minute walk). Walk back 30 metres and you'll see the sign for 'Lanove Drahy' which is the funicular. You can buy a single ticket and go one stop on the funicular to Nebozizek and the restaurant is then 50 metres on your right. If you don't want to take the funicular then you can walk up the path which will take about 10-15 minutes.

## **The Menu:**

When you first arrive at the website, change to EN and click on the 'menu', you are shown the Daily Menu which is Czech heavy but changes during the year. Now click the other 'Menu' option from the choice to see the permanent menu. There are a couple of unique items like the won-ton ravioli and entrecote carpaccio but it's the main course that calls you. Saddle of wild boar, slow-roast venison, roasted duck breast and rib-eye steak all whet the appetite and lead you into a pretty non-standard dessert course.

## The View:



This is the Castle view from the all-year conservatory which is very popular for Saturday wedding receptions. You've also got the stunning city view to the right.



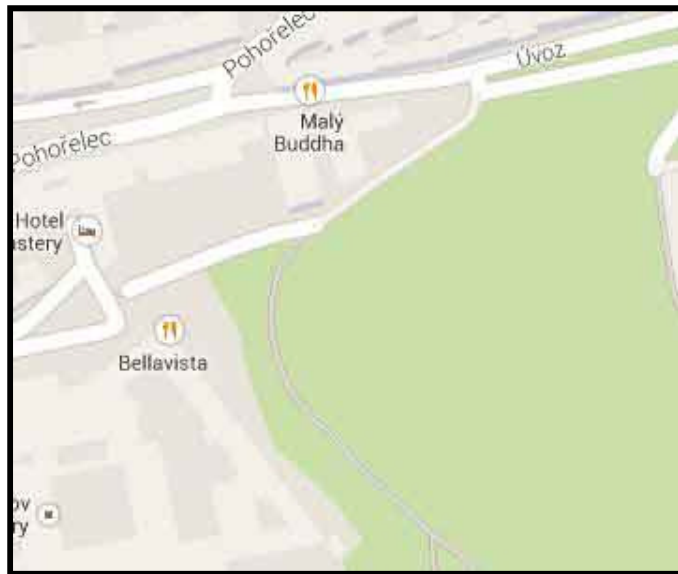
The view from the "front garden", looking back towards Prague Castle. The all-year covered area would be behind and to your left. Ninety degrees to your right will be the view over to the city and National Theatre.



This is basically the same view as above but with the funicular in the foreground. The station for Nebozizek is only 20 metres further up. People like to kill two birds with one stone and take the funicular up to the restaurant but, a walk through the park does work up an appetite.

# Restaurant **Bella Vista**

---



**Praha 1, Strahovské nádvoří  
132/1**

**[www.bella-vista.cz](http://www.bella-vista.cz)**

**Price Guide: \*\*\*\*\***

### **Scenic Aspect:**

Unrestricted views of Petrin Park, Prague Castle, Ujezd, Kampa Island and extending across the river to the Old and New Towns.

### **Table locations:**

All tables have the view but the more popular tables are by the railings. If it's a bit windy it's still ok here as they put up a see-through shield in the main covered area so you can enjoy your food and still have the view. The regular tables and chairs have no protection so cover up in the sun as you are guaranteed to go red sitting here.

### **How to get there:**

From Malostranske Namesti walk up the hill (Nerudova) as if you were going to walk up to the Castle but instead of turning right you keep walking up the hill into Uvoz keeping the park on your left. At the end of the park wall is an open gateway. Go in here and immediately turn right and walk up the steep pathway. As you pass through the next gateway turn to your left and this is Bella Vista (just outside the Strahov Cloisters).

### **The Menu:**

I recommend this place for the view and a light lunch. The menu leans towards Italian but in my heart I can't force myself to recommend it for any particular meal. Confirm if they accept credit cards before you order (summer of 2013 they did not accept plastic). Double check your bill before paying as "mistakes happen" here. Make this a simple pasta/steak/beer lunch stop and enjoy the view.



## The View:

Without doubt it is one of the best views in the city so unsurprisingly they picked “Bella Vista” as the name. In this shot Prague castle is centre with the Swedish Embassy and the Questenberk Hotel on the left.



Another shot of the Castle from the open-area of Bella Vista. This generally does not have the wind shielding or the umbrellas etc



A staged shot showing the city panoramic. You look down over several embassies on the border with the park. In the top left corner you'll see the dome of St Nicholas. The large green area is Vitkov Hill in Prague 8. The view extends around to the right covering the whole of the Old Town.

# Restaurant U Prince

---



**Praha 1, Staromestské  
náměstí 460/29**  
**[www.hoteluprince.com](http://www.hoteluprince.com)**  
**Price Guide: \*\*\*\*\***

## **Scenic Aspect:**

Rooftops of the Old Town, the Old Town Square extending up to the Belvedere behind the Prague Castle.

## **Table locations:**

There are NO scenic views from the inside of the restaurant so get the lift up to the roof. There's a nice table for two at the top of the steps on the left or there's another raised area at the very top. Depending on which way you are facing you will have a view of the Old Town Hall, the Tyn Church, St Nicholas (Old Town) or Belvedere. It was ranked in 2010 by British national newspaper 'The Independent' as one of the best hotel rooftops in the world. The best views are from the tables at the back as pictured later.

## **How to get there:**

From the Old Town Square facing the Astronomical Clock, turn to your left and walk to the end of the cobblestoned area in front of the Old Town Hall. On your left you will now see the U Prince Hotel. Go to the back and take the lift to the top then go up the flight of stairs to the rooftop.

## **The Menu:**

What a giant this is. Take a look at the online menu before you go just to familiarise yourself with it otherwise you'll be just swamped when you get there. There is a big choice of seafood (with lobster up to 2Kg a speciality), steaks, pork tenderloin and lamb. They have a large pasta section due to the fact that they make their own.

A couple of unique items on the menu (apart from two kilograms of lobster) include snails and a very nice parmesan risotto. Leave room for dessert as it's also a fine selection.

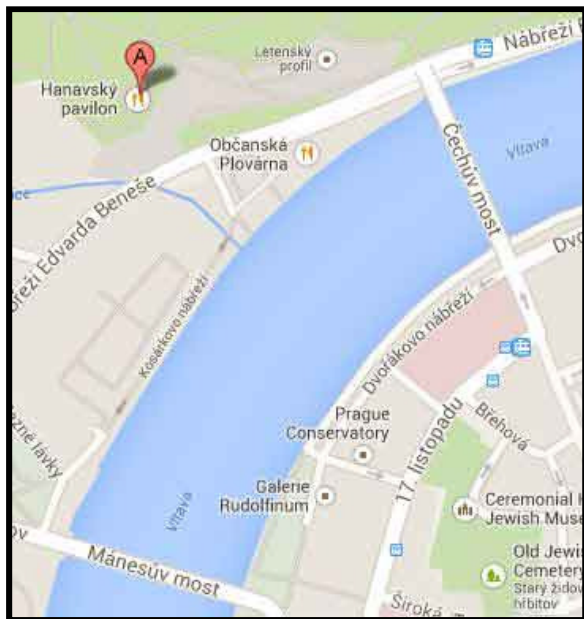
## The View:

What better than a day/night shot. Exactly the same aspect with the Old Town Hall clock tower in the centre, Church of Our Lady of Tyn (double spire) to the right and the green domed St Nicholas on the left. If you turned this picture to the left you would look up to Prague Castle with the Belvedere to its right. The website has a virtual 360 degree video.



# Restaurant Hanavsky Pavilion

---



**Praha 7, Letenské sady 173**

**[www.hanavskypavilon.cz](http://www.hanavskypavilon.cz)**

**Price Guide: \*\*\*\*\***

## **Scenic Aspect:**

Set in a park with high level rooftop views over the river to the New Town and extending between Liben and Smichov including the Charles Bridge. In fact this is one of only two places where you can see all 7 central bridges.

There's also a partial view of the Lesser Town but NO view of Prague Castle.

## **Table locations:**

The best seats are outside on the terrace. Inside the seating is fairly low so although there are views looking out over the city it's not a patch on what you can see from outside i.e. the river and bridges etc

## **How to get there:**


From the Old Town Square exit the square on Parizska (aim to walk down the left side of this road). Keep walking to the end and eventually cross over the bridge (Cechuv Most). Cross the main road and go up the steps. Take the path on your left and just keep going up. When you reach the top turn to your left and walk along the path. You'll soon see signs for the Hanavsky Pavilion which will be on your left.

## **The Menu:**

Hanavsky Pavilion has traditionally gone for a French style for the permanent menu while offering a Czech speciality option for the daily lunch menu. So the permanent menu has things like Prague ham, veal carpaccio, baked lobster, salmon tartar and duck pate whilst the main course goes meat heavy with a selection of steaks and chops. A couple of items not usually seen on menus include the Lamb shashlik (skewer) and the baked piglet (flank). An expensive dessert selection but if you like Creme Brulee, Hanavsky Pavilion does a wonderful version with strawberry, coconut and balsamico.

## The View:

First we have the classic bridge view. You overlook the garden of the City Hall. You have the entire length of the Charles Bridge in view. At night you'll be able to pick out the National Theatre on the left bank three bridges down. The large green area centre right is called Shooters Island. Even on a dull day like this it's still scenic but on a clear evening with the sun going down it is stunning.

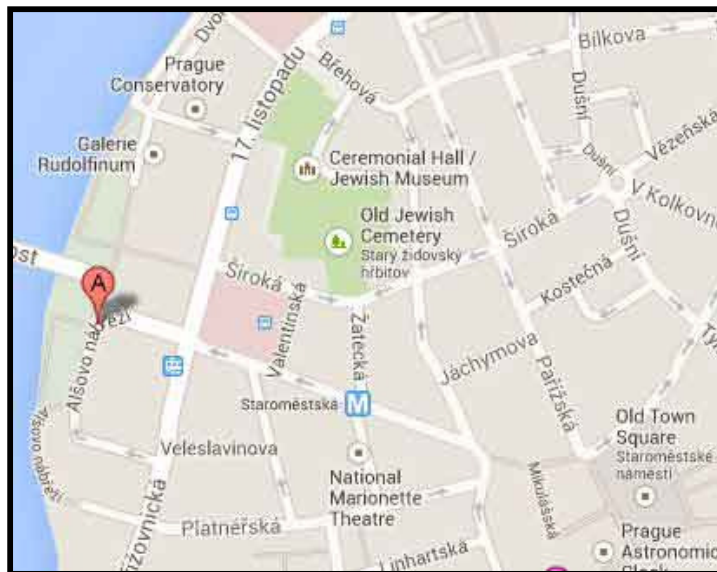


The view in the other direction encompasses the New Town and Prague 8 Karlin. The Green area to the right marks the start of the Vitkov Hill.



# Restaurant Grosseto Marina

---



**Praha 1, Alšovo nábřeží**

**www.grosseto.cz**

**Price Guide: \*\*\*\***

## **Scenic Aspect:**

A riverside view looking over towards the Lesser Town, Kampa and Prague Castle with Charles Bridge less than 100 metres away.

## **Table Locations:**

This is a fixed location boat. All tables look out towards the river and Prague Castle. Tables at the "stern" entry area will have the Castle view and the Manes Bridge view but not all have the Charles Bridge and Petrin Park view. To get all views you must get a seat inside by a river facing window or outside on the side deck terrace.

## **How to get there:**

From the Old Town Square, exit the square from the 'Hotel Lippert' corner next to St Nicholas Church. Cross into the road (Kaprova) and keep going straight on to the end of the road where it meets the tram line. Cross the main road using the crossing just on your left. Keep walking forward towards the bridge. Just before the bridge, look to the left under the trees and you'll see the entry to Grosseto Marina.


## **The Menu:**

This is an Italian menu but not laid out in the classic Italian style. You have to think of this place as a grand pizza/pasta destination with a selection of dishes like sliced Angus steak, lamb knuckle, octopus, veal cheeks and pork chops to separate it from being a regular pizzeria etc. About half the pasta menu and selected items from the dessert menu are homemade.

## The View:



A view of Grosseto Marina with the Rudolfinum concert hall behind to the left and the Prague Conservatory music school to the right.



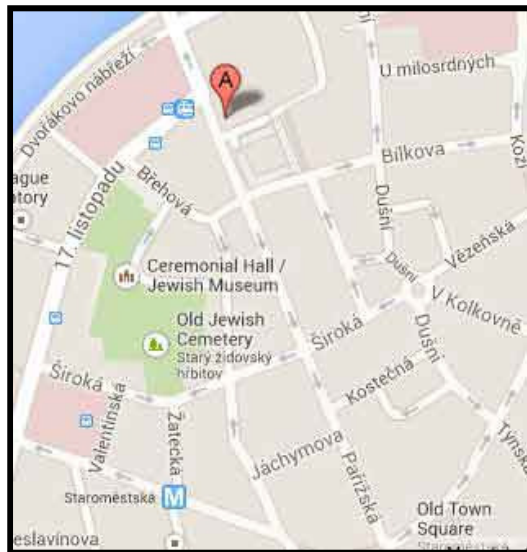
This is the area by the stern where you first come on deck. The seating towards the river is ok but towards the quay side you lose the view of Charles Bridge and Petrin Hill.



This is a view of the side deck which can be covered (note this is a smoking area). The best spot is right at the far end where you have great views but are away from the general hectic diners coming and going.

# Restaurant Zlata Praha

---



**Hotel Intercontinental, Parížská 30**

**[www.zlatapraharestaurant.cz](http://www.zlatapraharestaurant.cz)**

**Price Guide: \*\*\*\***

## **Scenic Aspect:**

You'll have views of Prague Castle, Lesser Town and river on one side, Old Town and Josefov on the other. Certainly the best spot if you are looking to appreciate the number of towers and spires in the city.

## **Table locations:**

Tables facing the square at the front of the hotel primarily have the Old Town rooftop view over Josefov. Tables on the Parizska street side have the Old Town view plus the view over the river. Tables on the river side of the restaurant have the unrestricted view of the Letna Park Hill, most of the Lesser Town and part of Prague Castle.

## **How to get there:**

Start at the Old Town Square and exit the square on Paris Street (Parizska) which is the road lined with trees and smart shops. At the end of this road on the right is the Hotel Intercontinental. Take the lift up to the restaurant.

## **The Menu:**

Zlata Praha Chef Pavel Becvar won 'Chef of the Year' in 2013 so when he makes recommendations like the rabbit saddle roulade or the fallow deer then it's a good pointer. Zlata Praha is currently the only Prague restaurant carrying original Beluga caviar and oysters in the starter course.


The main course is described as 'Market Specials' and contains the lobster, steak and chops options.

Zlata Praha currently offers one of the best degustation options in the city and also allows people to choose the number of courses i.e. you can go for just two or if you are set for a longer evening take the full 8 course menu.



## The View:

This is truly the city of 100 Golden Spires. This is the view from the inside looking directly over Josefov towards the Old Town Square. The taller red roofed building with the spires is the Church of Our Lady of Tyn.

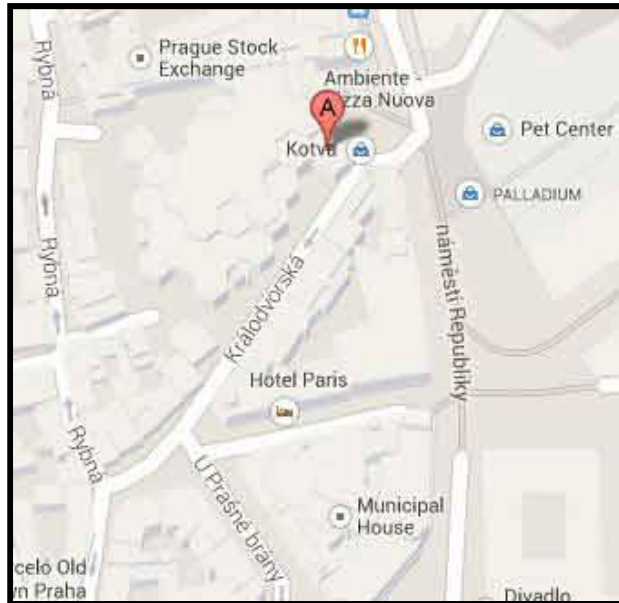


Below is Parizska (Paris Street) in all its splendour. The seating is in the outside area at the end of the building close to the street site hence the angle to look down into the street like this. Looks great during the day, looks really good at night, and come here before Christmas and take a hot wine out on the deck it looks fantastic with all the lit trees. In this shot you can see the clock tower of the Old Town Hall takes centre stage.



# Restaurant T-Anker (Kotva)

---



Praha 1, náměstí Republiky 656/8

[www.t-anker.cz](http://www.t-anker.cz)

Price Guide: \*\*\*

## Scenic Aspect:

You have views of the rooftops of the Old Town including the Tyn Church. In the far distance the backdrop is Prague Castle and Petrin Park.

## Table locations:

There is a large outside terrace and several tables set away from the main door of the restaurant that have views over the Old Town towards the Tyn Church with Prague Castle and Petrin Hill in the background. There are heavily restricted views from inside the restaurant.

## How to get there:

Start at the Republic Square, find the big Palladium Shopping centre and stand with your back to the main entrance. Look across the road to your right and you'll see the entry to another shopping centre called Kotva. Walk towards it but don't go in. Walk around to the left of the building under the covered passage. Halfway down on the left is the entry. You can either take the stairs or the lift to the 5th floor.

## The Menu:

T-Anker goes for wide spread of popular meals like chicken wings, burgers and ribs and supplements them with individual items like a mushroom risotto and salmon steak.

More than half the menu is BIO i.e. organic beef and pork meals include the beef steaks, pork steaks, goulash and tartar/carpaccio options. For a side dish look out for 'stouchane brambory' which is mashed potatoes with spring onions and cream which this place likes to use.

## The View:



You are looking in the direction of the Old Town Square. The white tower in the centre of the picture is St Josephs. Immediately to its left and a further 100 metres away is the Church of Our Lady of Tyn on the Old Town Square. Prague Castle is to the right in the far distance.



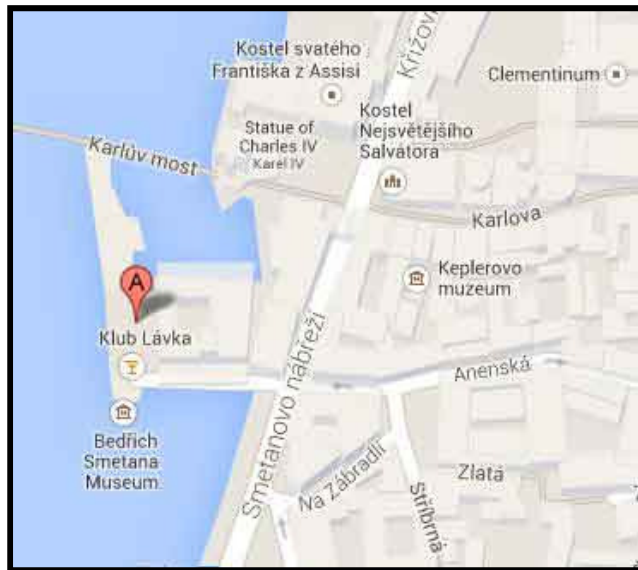
A high shot from above the restaurant just to give you the wider aspect (there are other tables on the street side below and to the left of this shot). On the far right is the Church of Our Lady Tyn. Central in the far distance are the twin spires at Vysehrad. To the left is the New Town.



This is one of the tables by the railing. You are looking across Republic Square out in the direction of Prague 8. This picture reminded me that T-Anker does a really nice non-alcoholic Weizen beer.

# Restaurant Cafe Lavka

---



**Novotného lávka 201/1**

**[www.lavka.cz](http://www.lavka.cz)**

**Price Guide: \*\*\*\***

## **Scenic Aspect:**

Whichever side you sit you'll have views of the Charles Bridge, Prague Castle, Petrin Park, Kampa Island, the weir and Shooters Island.

## **Table locations:**

There are two areas of seating. The most popular area is at the front of the restaurant outside on the terrace where you have unrestricted views of the Charles Bridge, the weir, Kampa, Petrin and Prague Castle. The second area is at the rear of the restaurant outside next to the wall (you walk through the restaurant to get to this area). This area gives a very close view of Charles Bridge and the Old Town bridge tower but restricts the view of Prague Castle.

## **How to get there:**

Walk to the Charles Bridge Old Town side where it meets the road with the tram line. Face the bridge. Look to your side and there is a shopping passage. Walk through here and when you get to the end turn right. This is Novotneho Lavka. Restaurant Lavka is the last but one on the right. Go in for the tables at the back or sit down at the tables at this end to be served.

## **The Menu:**

At the time of writing this, Lavka was about to present a new menu so I can't detail anything specific. If it's anything like the last one then it will be evenly split between international dishes like pasta and seafood, meat options like beef steaks and classic Czech goulash, schnitzels and roast duck.

## The View:



This is at the front of the restaurant. It is one of the most scenic places in the city for taking photos of the Castle. Tables closer to the railings also overlook the weir. During the summer they rely on the shade from the tree outside the Smetana (composer) museum.



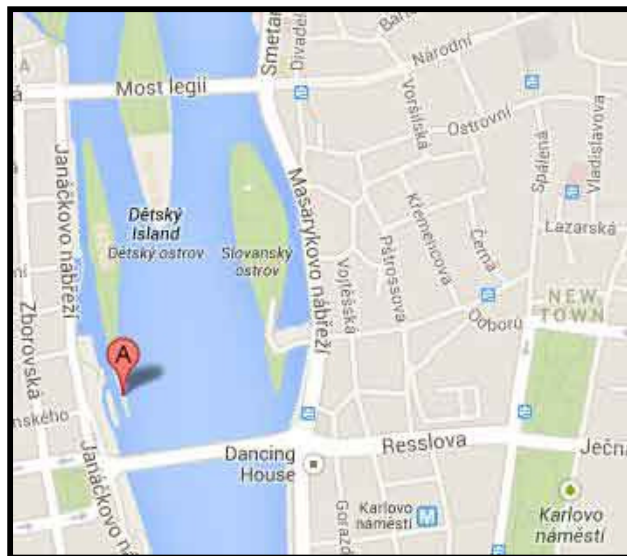
This is the rear of the restaurant as seen from Charles Bridge with the Smetana Museum on the left and the far distance (centre) the white building is the Kampa Park Museum. The trees can obstruct views of the Castle but not by much.



This is a closer view of the rear terrace. You are looking at the little boat dock. They hire boats here and it's popular to race around the Charles Bridge supports (before your lunch). In fact it's the only spot where you can go under the bridge in a peddalo.

# Restaurant La Terrassa

---



**Dětský ostrov, Janáčkovo nábřeží**

**[www.laterrassa.cz](http://www.laterrassa.cz)**

**Price Guide: \*\*\***

## **Scenic Aspect:**

A riverside view looking over to both Old and New Towns, the Jiraskuv weir, canal lock, the Dancing House, up-river to Vysehrad and down-river to the Charles Bridge.

## **Table locations:**

La Terrassa (formerly and also still known as Rezava Kotva - Rusty Anchor) is accessed via the bridge from 'Childrens Island' (detsky ostrov). There are three seating areas. There is a small 'inside area', a larger 'all weather' area which is uncovered in good weather but sealed in poor weather and finally the dock area with tables and umbrellas which is at the far end. All areas look over the weir to the Dancing House and have a view all the way up to the Charles Bridge. Beautiful views at night.

## **How to get there:**

Start at the National Theatre, cross the bridge (Legii Most) and turn left at the end onto Janáčkovo nábřeží. Walk along here for about 200 metres past the canal locks until the path opens out to the left and you'll see a steep footbridge that takes you over the canal lock to the island. This leads to the restaurant.

## **The Menu:**

La Terrassa is a Spanish restaurant with the largest and best selection of Tapas in the city. All the classics are here, patatas bravas, gambas aillo, Iberico chorizo and jamon, pulpo, pimientos, tortilla. It's the only Spanish restaurant that I recommend.

For me it's all about the tapas but La Terrassa also serves a main course which is loaded with Iberico ham and different types of fish but they do have rabbit as well. You'll find the classic Spanish 'flan caramel' in the dessert section.

## The View:

It looks a bit like a boat but it's really on dry land formed by the side of the canal lock system. Further down the path it becomes "Detsky Ostrov" (Childrens Island) with playgrounds and sports areas. The weir comes right up to the edge of the wall. If you follow the weir across to the far side you come to the location of the Botel Matylda mentioned earlier in this book and the Dancing House is to the right of the bridge.

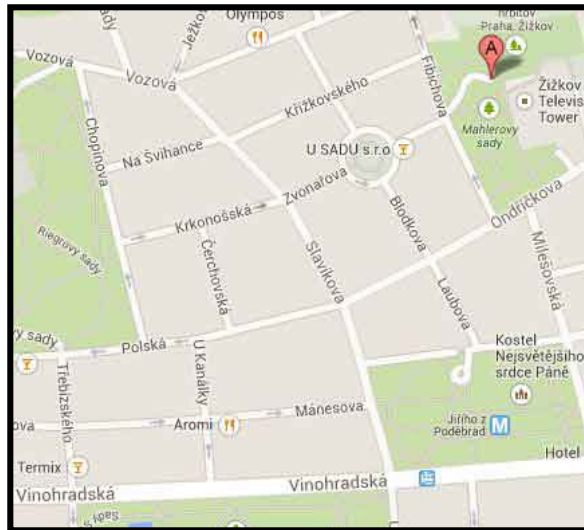


This shot is right at the narrow end where there is grass and stones i.e. the rough end compared with the new all-weather area further along. Centre right and appearing to glow is Palac Zofin. To the left of that is the roof of the National Theatre and centre left in the far distance is Novotneho Lavka.



# Restaurant Oblaca (TV Tower)

---



**Mahlerovy sady 1**  
**[www.towerpark.cz/en](http://www.towerpark.cz/en)**  
**Price Guide: \*\*\*\*\***

**Scenic Aspect:**  
Highest point in the city

## Table locations:

Anything near the windows will require a head for heights. On the same floor are the bar and the cafe. The right side of the restaurant and the left side of the cafe both have similar views. I prefer it at night. During the day even a Prague resident will struggle to find the regular landmarks from this height.

## How to get there:

Easiest way is by taxi. Next best is to take the metro green line and get off at Jiřího z Poděbrad. Come out of the station and head in the direction of the church. Pass the church and turn left. The TV Tower is at the end of this street. If walking then from Wenceslas Square head in the direction of the National Museum and keep walking straight into the underpass. On the other side exit left and walk up the main road with the tram line (Vinohradská). After 250 metres when you have passed the big church, turn left.

## The Menu:

It's a Mediterranean starter of beef carpaccio, tuna tartar, foie gras and tiger prawns. A nice touch with ravioli stuffed with duck in the pasta section and the meats section has the steaks including venison steak, beef hangar, beef tenderloin and a veal filet mignon. Add to that a small roast baby chicken and a glazed piglet shank and you've got a tough choice on your hands.

They do a nice salad called 'Wakame' which is served with stir fried prawns and scallops plus shallots and radishes with a granadilla (fruit salad) dressing. If you like that, definitely try the 'Redson' which is a fresh beetroot drink which goes well with it.



## The View:

Just to get your bearings, centre left just below the horizon is a line of light, this is Prague Castle. To the left of the horizon is a dark area with a single column of light, the dark area is Petrin Park and the light is the Watch Tower.

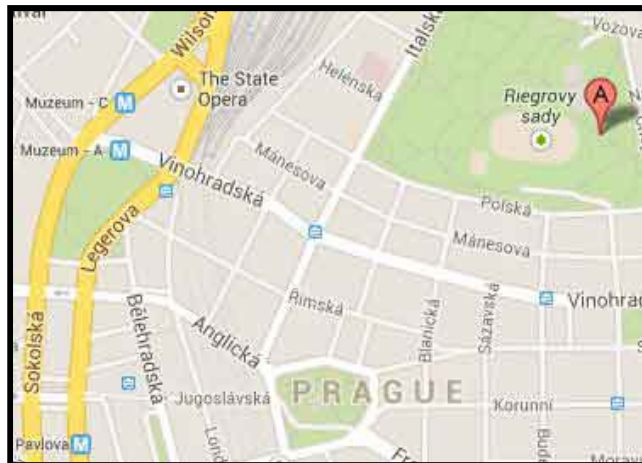


A shot through the restaurant area.



# Restaurant Riegrovy Sady

---



[www.restauraceriegrovysady.cz](http://www.restauraceriegrovysady.cz)

**Price Guide: \*\***

**(if you use the beer garden)**

**Scenic Aspect:**

Park overlooking the city

## **Table locations:**

There is the restaurant itself which is open most of the time which looks out into the park. There's no actual view from the beer garden except the trees but walking to and from the beer garden you'll see views of the city.

## **How to get there:**

There are various entries but I'll direct you into the main entry first. From Wenceslas Square walk up and over the road keeping to the left of the National Museum. Go into the underpass and exit left to the main road with the tram line in it (Vinohradská). Walk four blocks until you have the road 'Trebizskeho' on your left. Walk to the end of Trebizskeho and cross the road (Polska) into Riegrovy Sady. Then follow the signs for the restaurant or park. On leaving, keep the road 'Polska' on your left and walk down the park for a nice view over the city. Aim for the bottom left exit from the park at the junction of 'Na Smetance' and 'Italska'. Walk two blocks left along Italska to get back to Vinohradská and turn right to head back to Wenceslas Square.

## **The Menu:**

As described above, the appeal of the place is to sit outside and drink a beer with your meal under the trees so the menu is significantly biased in favour of beer food even though it is presented with restaurant quality. The specialities are 'grill' so there's a whole section for fajitas, chicken wings and mixed grill etc. They have a pasta section which is spaghetti with additional ingredients like chicken and mushrooms or salmon (carbonara) or spinach and bacon etc.

They have very nice risottos here including mushroom and the less seen salmon risotto plus a tasty spicy chicken risotto. Have a nice meal enjoy the views and walk it off in the park.

## The View:

It's just a pleasant park to go for a walk to a nice beer garden. Lots of places to view the city as you walk along the pathways.



I hope that you've enjoyed looking through this eBook and will try some of the places that I've suggested.

Have a good trip and enjoy your stay in the city

Jason

[www.livingprague.com](http://www.livingprague.com)